

KB8113 Firmware

V2.2.51_220507 Release Note

(2022-05-30)

Device Model	DS-KB8113-IME1
Firmware Version	V2.2.51_2205070
iVMS-4200 Version	Latest version
Hik-Connect APP	Latest version

FIX

1. Compatible with the new version Indoor Stations:
 - DS-KH9310-WTE1(B)
 - DS-KH9510-WTE1(B)
 - DS-KH6350-WTE1
 - DS-KH6350-TE1
 - DS-KH6320-LE1(B)
 - DS-KH6320-LE1(B)/White
 - DS-KH6320-TE1(B)
 - DS-KH6320-WTE1(B)
 - DS-KH6360-TE1
2. Compatible with more card reader models:
 - DS-K1108AD
3. Fix the problem that standard SIP cannot be automatically registered after restarting.
4. Compatible with the latest version of Google Chrome for remote upgrade.

KB8113 Firmware

V2.2.51_211110 Release Note

(2021-11-22)

Device Model	DS-KB8113-IME1
Firmware Version	V2.2.51_211110
iVMS-4200 Version	Latest version
Hik-Connect APP	Latest version

FIX

- 1、 Fixed some bugs.

KB8113 Firmware V2.2.51_210908 Release Note (2021-09-08)

Device Model	DS-KB8113-IME1
Firmware Version	V2.2.51_210908
iVMS-4200 Version	Latest version
Hik-Connect APP	4.13.1 or above

FIX

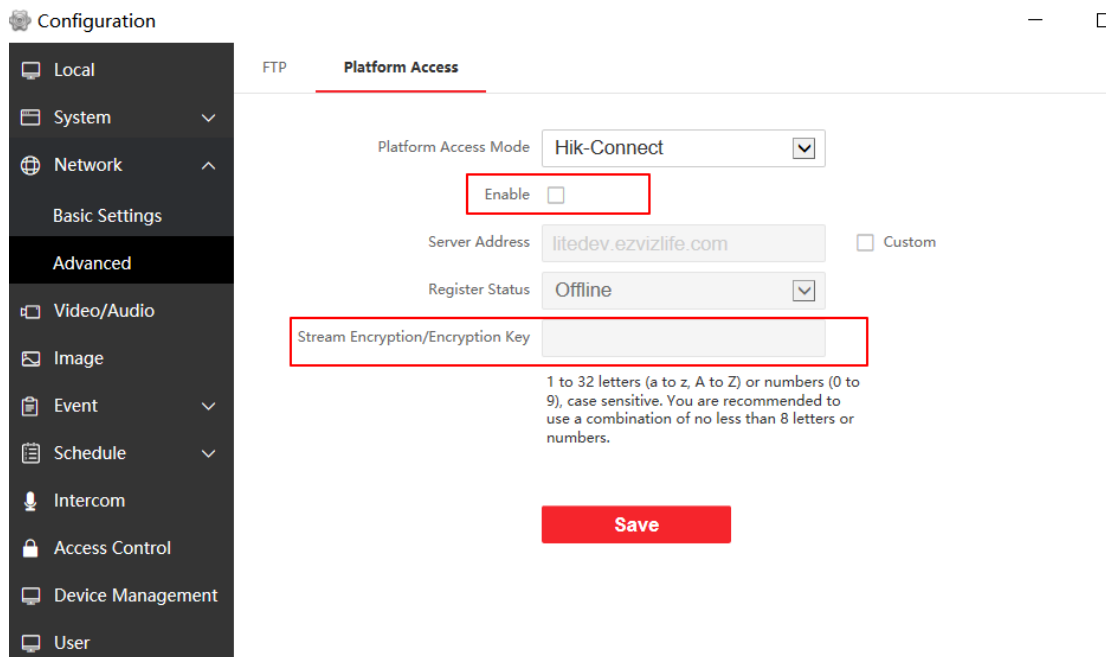
- 1、 Solve the problem of calling Hik-connect failure after enabling Hik-connect for the first time.

KB8113 Firmware V2.2.51_210816 Release Note (2021-08-16)

Device Model	DS-KB8113-IME1
Firmware Version	V2.2.51_210816
iVMS-4200 Version	Latest version
Hik-Connect APP	4.13.1 or above

Modify

- 1、 HiK-Connect is disabled and Verification code is empty by default.



KB8113 Firmware V2.2.51_210630 Release Note (2021-07-12)

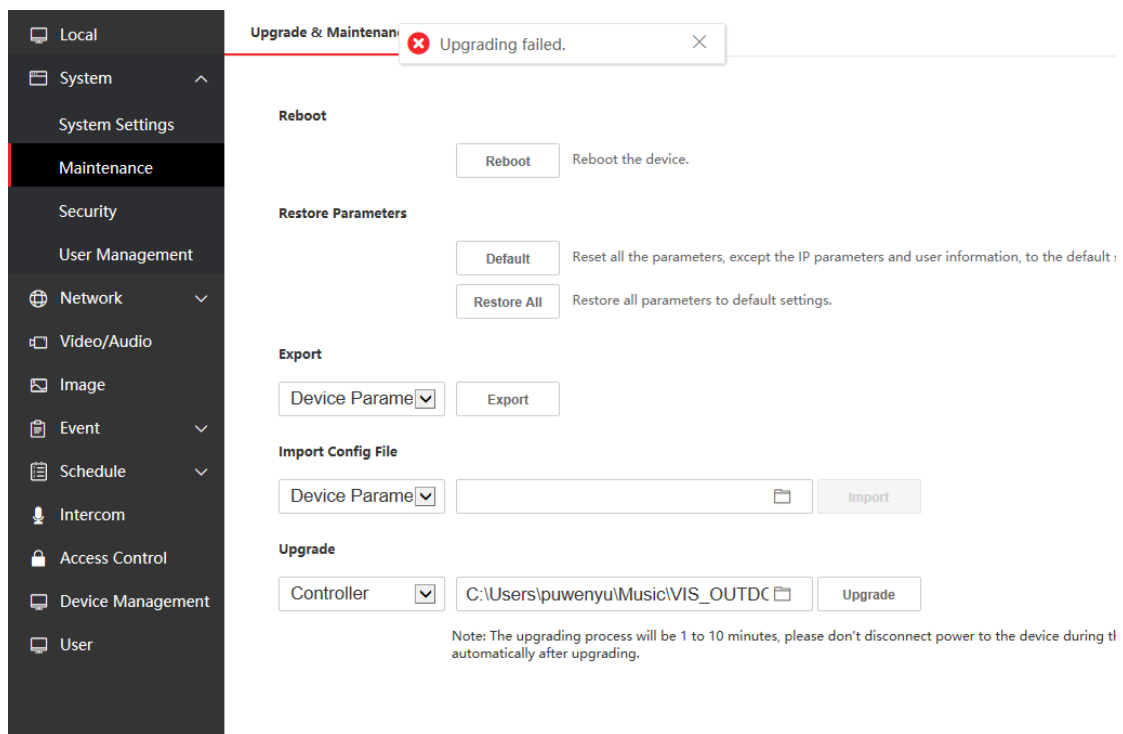
Device Model	DS-KB8113-IME1
Firmware Version	V2.2.51_210630
iVMS-4200 Version	Latest version
Hik-Connect APP	4.13.1 or above

Modify

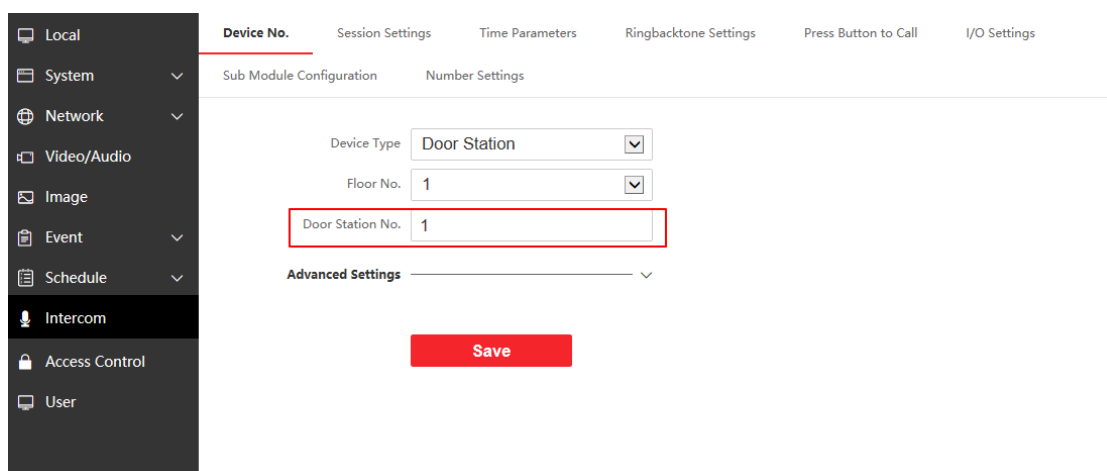
- 1、 Since V2.2.51_210630, remote degradation of devices is not supported in all

subsequent versions. When degradation occurs, it will prompt Upgrading failed.

Notice: Although the device can be degraded by serial port, the device will fail to start and cannot change the version by using serial port again, which means that the device will be completely unusable.



- 2、Newly support for French voice prompt "calling", "the line is busy" and "the door is open"
- 3、The method of adding sub door station is changed to the same method as protocol 1.0. (Fill in the Main Door Station IP and Registration Password in the configuration interface of Sub Door Station)



Note: you can refer to the attached file below about how to add a Sub door station.



How to add a single sub door station

4、 Hik-Connect function is disabled by default.

KB8113 Firmware

V2.2.46_210430 Release Note

(2021-04-30)

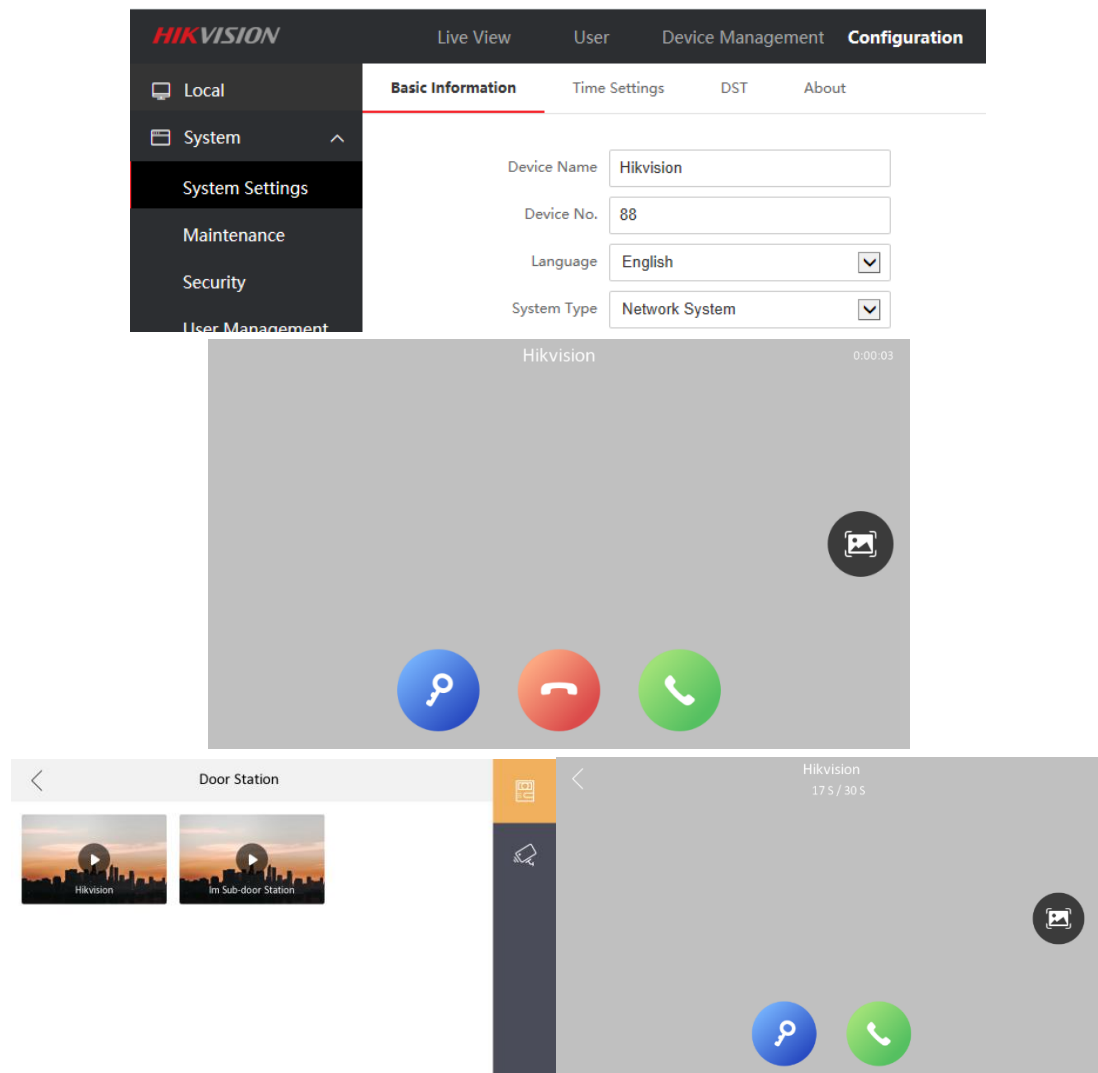
Device Model	DS-KB8113-IME1
Firmware Version	V2.2.46_210430
iVMS-4200 Version	Latest version
Hik-Connect APP	4.13.1 or above

NOTE

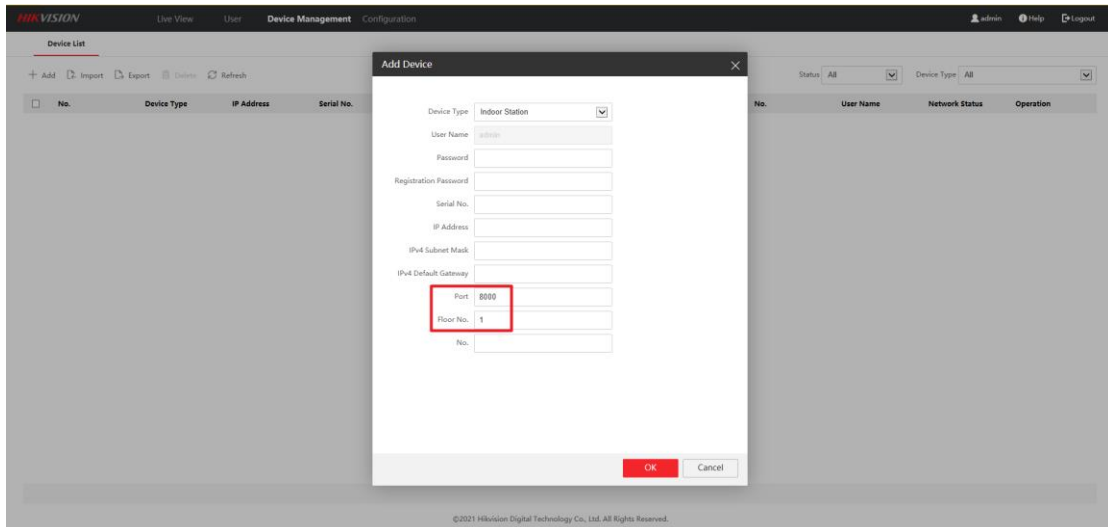
Registration password will correspond to the serial number to prevent other devices from invading the system

New Function

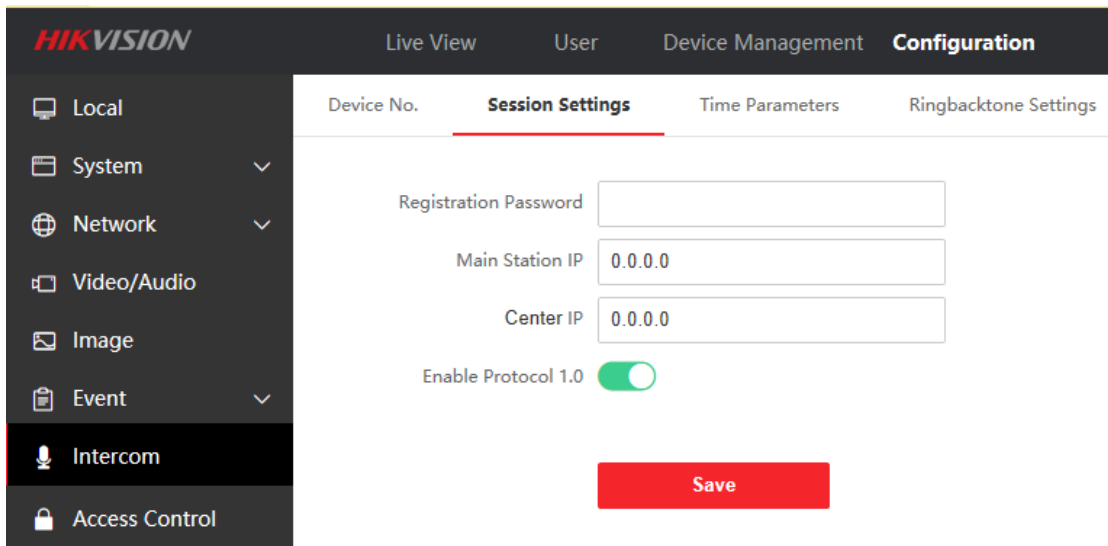
1. The changed name of the door station will be displayed on the call interface or preview interface of the indoor station



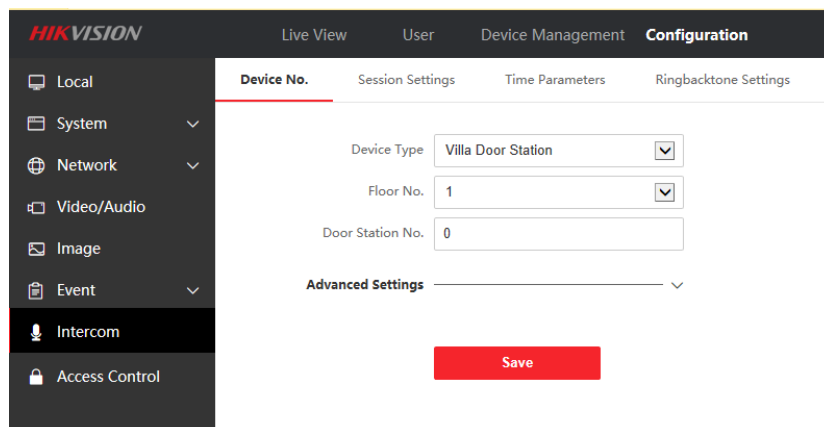
2. Add indoor station or sub-door station to iVMS-4200 or WEB to add default value

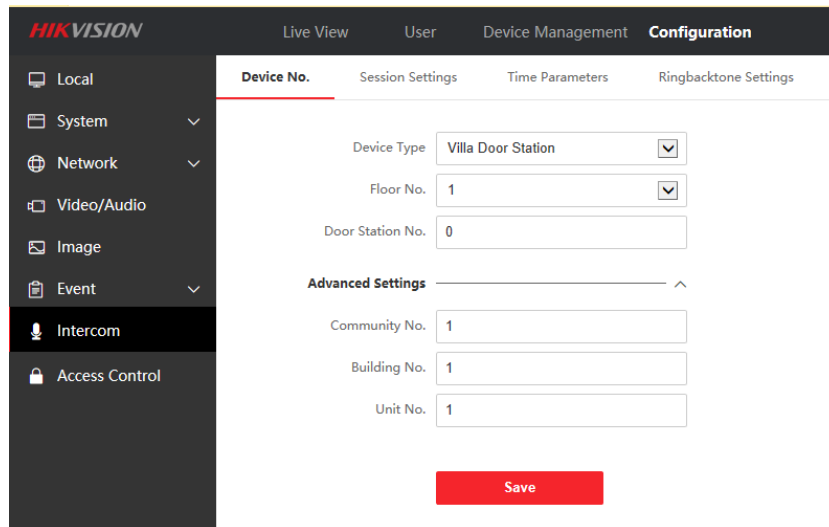


3. If the Registration Password in the door station WEB interface has been configured, it will be displayed in cipher text
4. Video Intercom Server IP (Private SIP server IP) naming changed to Center IP

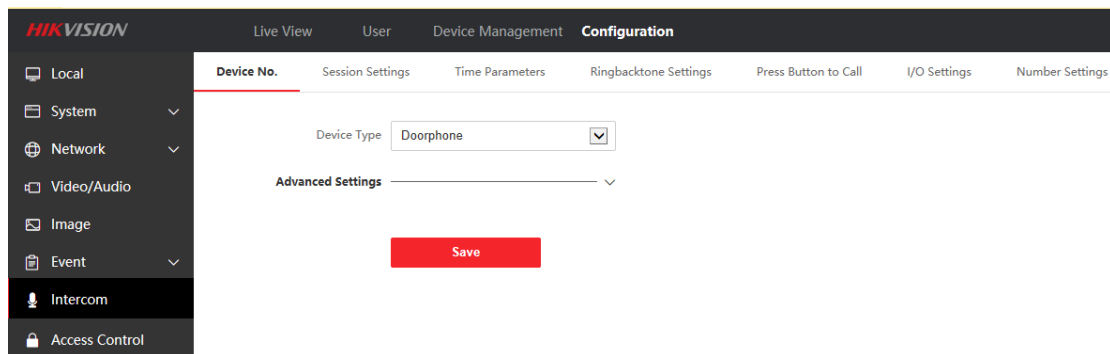


5. The WEB or iVMS-4200 interface community number, building number, and unit number of the door station will be stored in the advanced settings column instead of being displayed directly



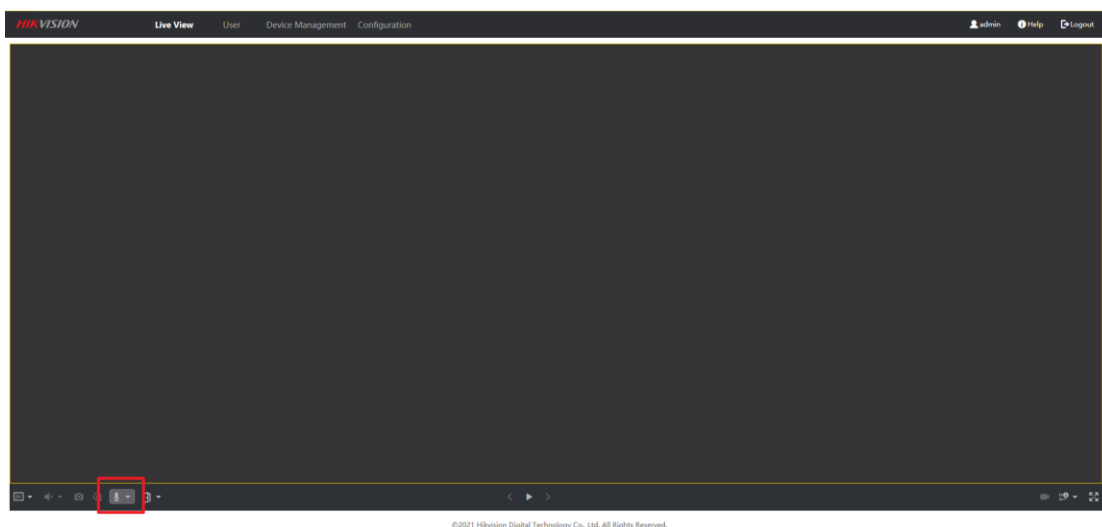


- Support doorphone mode, when this function is enabled, the door station will no longer actively synchronize the information of the indoor station



Modify

- Now the doorbell KB8113 has an intercom button on the WEB interface, which can actively send intercom



- Change the Regist Password to the Registration Password in the export excel

	A	B	C	D	E	F	G	H	I
	The indoor station list on the page is used for data import, so all fields are required. The grey cell represents an example.								
	Fill in the excel by following rules below.								
	1. Device Type: Indoor Station								
	2. Serial No. : 9-digit serial No. on the tag of the device								
	3. Indoor Station Admin Password: Valid password range [8-16]. You can use a combination of numbers, lowercase, uppercase and special character for your password with at least two kinds of them contained.								
	4. Registration Password:Registration code: For adding the device to the main door station. Valid password range [8-16]. You can use a combination of numbers, lowercase, uppercase and special character for your password with at least two kinds of them contained.								
	5. Floor No. Range: 1 to 999								
	6. Room No. Range: 1 to 9999								
1	7. IP Address/IP Mask/Gateway: Supports IPv4								
2	Indoor Station List								
3	Device Type	Serial No.	Admin Password	Registration Password	Floor No.	Room No.	IP Address	IP Mask	Gateway